

Point-in-Time Counts of People Who Are Homeless
CoC: OH-502 Cleveland/Cuyahoga County CoC

	01/26/2009	01/26/2010	01/25/2011	01/24/2012	01/22/2013	01/28/2014	01/27/2015	01/26/2016
Sheltered People in Households...								
With at Least One Adult and One Child	488	492	491	565	599	530	393	337
Under Age 18	*	*	*	*	404	354	268	224
Age 18 - 24	*	*	*	*	59	56	27	25
Over Age 24	*	*	*	*	136	120	98	88
Average household size	3.0	2.9	2.9	3.0	3.1	3.4	3.5	3.0
With Only Children	*	8	8	6	7	0	0	0
In one-child Households	*	*	*	*	7	0	*	*
In multi-child households	*	*	*	*	0	0	*	*
Average household size		1.0	1.0	1.0	1.0	*	*	*
Without Children	1,617	1,640	1,567	1,496	1,446	1,545	1,482	1,286
Age 18 - 24	*	*	*	*	89	111	82	83
Over Age 24	*	*	*	*	1,357	1,434	1,400	1,203
Average household size	1.0	1.0	1.0	1.0	1.0	1.0	1.0	1.0
All Sheltered People	2,105	2,140	2,066	2,067	2,052	2,075	1,875	1,623
Average household size	1.2	1.2	1.2	1.2	1.2	1.2	1.2	1.2

Unsheltered People in Households...

With at Least One Adult and One Child	5	3	5	0	0	0	0	0
Under Age 18	*	*	*	*	0	0	0	0
Age 18 - 24	*	*	*	*	0	0	0	0
Over Age 24	*	*	*	*	0	0	0	0
Average household size	5.0	3.0	2.5	*	*	*	*	*
With Only Children	*	0	0	0	0	0	0	0

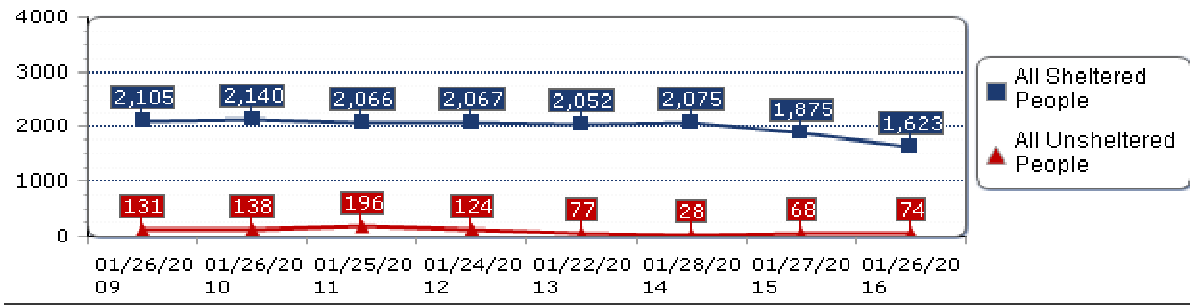
In one-child Households	*	*	*	*	0	0	*	*
In multi-child households	*	*	*	*	0	0	*	*
Average household size		*	*	*	*	*	*	*
Without Children	126	135	191	124	77	28	68	74
Age 18 - 24	*	*	*	*	1	1	3	2
Over Age 24	*	*	*	*	76	27	65	72
Average household size	1.1	1.0	1.0	1.0	1.0	1.0	1.1	1.0
All Unsheltered People	131	138	196	124	77	28	68	74
Average household size	1.1	1.0	1.0	1.0	1.0	1.0	1.1	1.0

All People in Households...

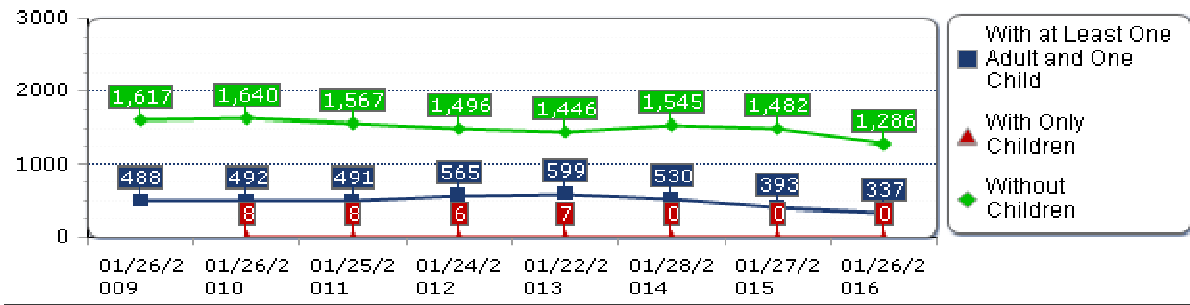
With at Least One Adult and One Child	493	495	496	565	599	530	393	337
Under Age 18	*	*	*	*	404	354	268	224
Age 18 - 24	*	*	*	*	59	56	27	25
Over Age 24	*	*	*	*	136	120	98	88
Average household size	3.0	2.9	2.9	3.0	3.1	3.4	3.5	3.0
With Only Children	*	8	8	6	7	0	0	0
In one-child Households	*	*	*	*	7	0	*	*
In multi-child households	*	*	*	*	0	0	*	*
Average household size		1.0	1.0	1.0	1.0	*	*	*
Without Children	1,743	1,775	1,758	1,620	1,523	1,573	1,550	1,360
Age 18 - 24	*	*	*	*	90	112	85	85
Over Age 24	*	*	*	*	1,433	1,461	1,465	1,275
Average household size	1.0	1.0	1.0	1.0	1.0	1.0	1.0	1.0
All People	2,236	2,278	2,262	2,191	2,129	2,103	1,943	1,697
Average household size	1.1	1.0	1.0	1.0	1.0	1.0	1.1	1.0

*No data entered for this category on this date
The age categories ("Under Age 18", etc.) were added in 2013.

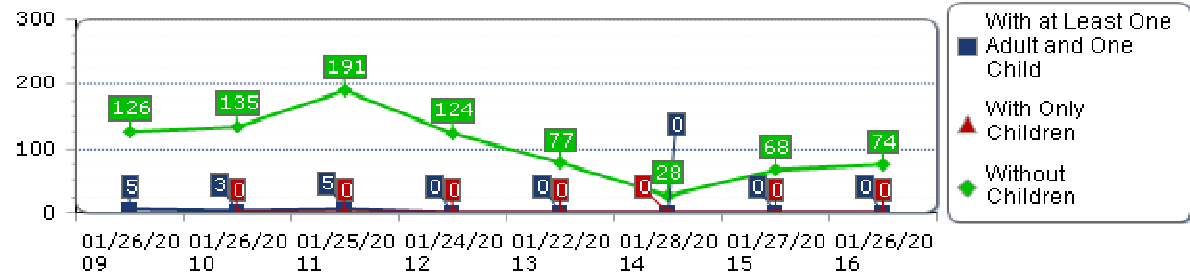
Counts of Sheltered and Unsheltered People



Counts of Sheltered People by Household Type



Counts of Unsheltered People by Household Type



Households without children - Households with adults (18 or older) only. This includes households composed of unaccompanied adults and multiple adults. Households with at least one adult and one child - Households with at least one adult (18 or older) and one child (under 18). Households with only children - Households composed exclusively of persons under age 18, including unaccompanied children, adolescent parents and their children, adolescent siblings, or other household configurations composed only of children. Sheltered - Clearing is emergency shelter, transitional housing, and Safe Haven programs or the night designated for